

SARAYA

Food sanitation

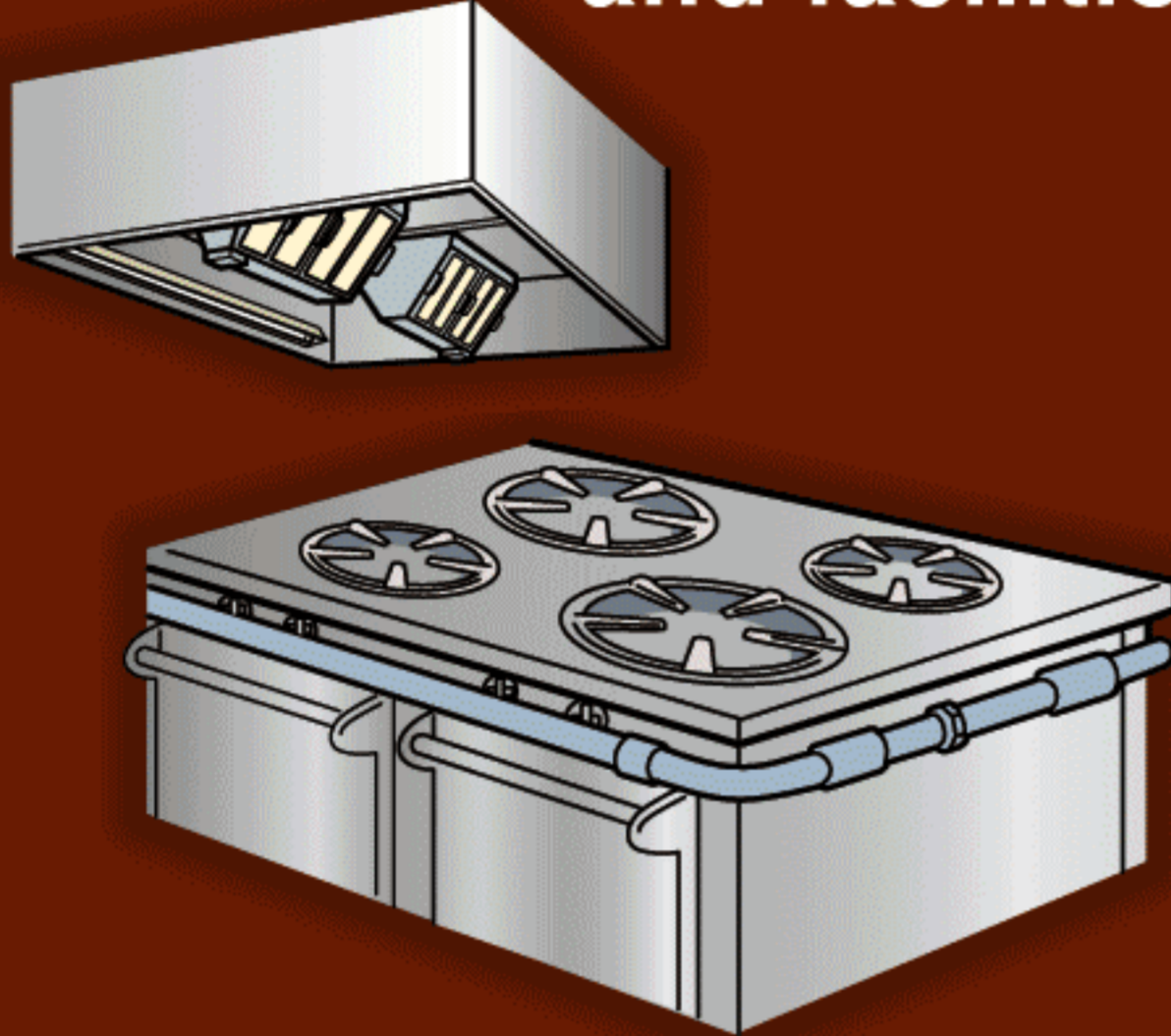
SARAYA supports you to get the safety and security of food.

Powerful detergent for cleaning grease

Alkaline
Handle with care.

Degreaser R

For cleaning heavy soil on kitchen equipment and facilities



5kg

A powerful detergent for caked grease and dirt on cooking appliances and drainage and exhaust fixtures.

Uses

For cleaning gas ranges, convection ovens, exhaust hood, air filters, etc.

Components

Surfactant (1%, alkylbetaine), Solvent (diethylene glycol monoethyl ether), Chelating agent, Sodium hydroxide (4.5%)

Refillable bottles are available.



Standard

Environmental response

No refuse Zero Drum	Volume reduction of refuse -80% B.I.B.	Volume reduction of refuse -70% Soft bottle
---------------------------	----------------------------------------------	---------------------------------------------------

Drum 200 kg	B.I.B. 20 kg	
Soft bottle 5 kg	Soft bottle 3 kg	Spray 500 mL

SARAYA

Cleaning using Degreaser R



Clean the oven by spraying.

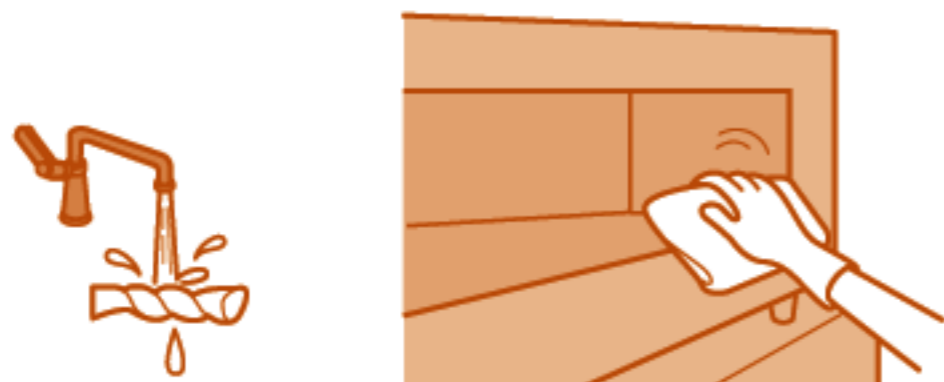
- ① Spray the undiluted solution of Degreaser R inside the oven, and leave it for 5 to 10 minutes.



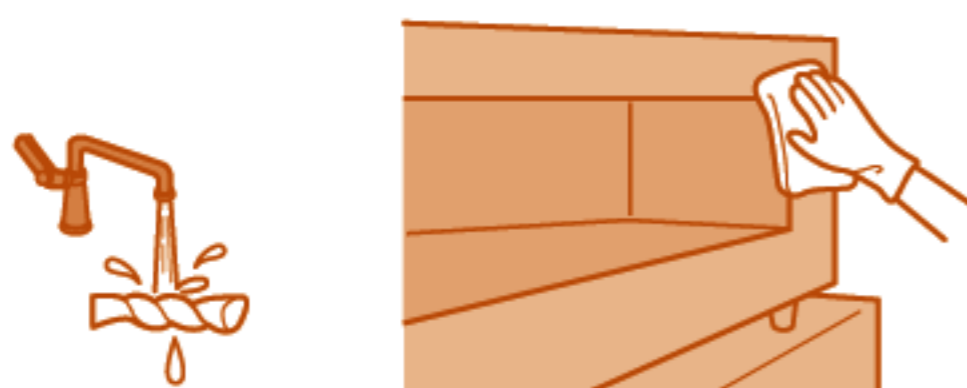
- ② Remove softened soil with a scraper, scrub brush, or sponge.



- ③ Wipe off soil with a towel moistened with water.



- ④ Clean the oven with a wet towel.



Clean the grease filter by soaking in hot water.

- ① Fill the sink or tub with hot water around 40 to 60°C and add appropriate amount of Degreaser R undiluted solution to form a 2 to 5x diluted solution of Degreaser R depending upon the degree of soil.



- ② Remove the grease filter from the hood and soak it into the sink vessel or the bath box as described ① for a few hours.



- ③ Remove the grease filter and rinse it with hot or cold water.



- ④ Wipe off the moisture on the grease filter and reinstall.



How to use

Pour the undiluted solution of Degreaser R into the special spray bottle, and spray it over soiled spots. After 5 to 10 minutes, wipe off soils with a sponge/scrub brush, and then wipe soil off with a wet, clean kitchen towel. Rinse the removable parts with running water. In the case of a convection oven, more effective cleaning can be achieved by spraying the undiluted solution of Degreaser R inside of the oven when the internal temperature is in the range from 50 to 60°C.

Precautions before use

- Be sure to wear rubber gloves when pouring the undiluted solution from the 5 kg bottle into a spray bottle or during cleaning. If the detergent contacts the skin and/or clothes, immediately wash the detergent away with water.
- It is recommended to wear the protective glasses because injury may occur if the detergent enters into eyes. If the detergent enters eyes, immediately wash eyes with running water for 15 minutes or more and get medical treatment.
- Avoid cleaning metal surfaces such as aluminum, copper, brass, zinc, tin and painted surfaces using Degreaser R. Note that some grease filters are made of aluminum.
- Avoid long-term contact of Degreaser R with glassware and porcelain enamel products.
- After the cleaning work has been finished, wash tools and goods (kitchen cloth, rubber gloves, sponge/scrub brush, protective glasses, etc.) with neutral detergent.
- Avoid use of Degreaser R for applications other than those described above.
- Store Degreaser R out of reach of children.
- Degreaser R may change color over time, but has no effect on performance.

Specifications are subject to change at any time without prior notice for improvement.

SARAYA CO., LTD.

2-2-8 Yuzato, Higashisumiyoshi-ku, Osaka 546-0013 Japan
Phone: +81-6-6703-6556 Fax: +81-6-6703-4466
E-mail: hands@saraya.com URL: www.saraya.com

Distributor